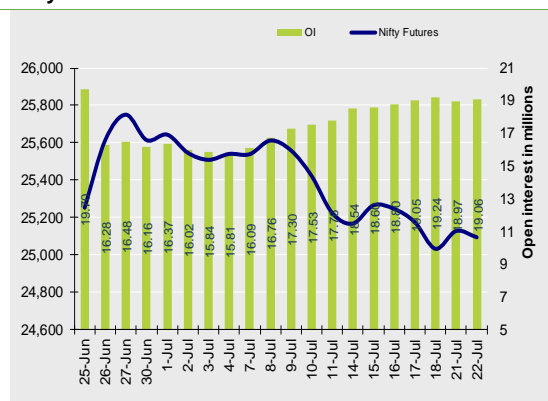


Nifty Snapshot

	Close	Prv Cl.	Ab chg	% chg
Spot	25,060.90	25,090.70	-29.80	-0.12
Futures	25,093.90	25,127.60	-33.70	-0.13
OI(ml shr)	19.06	18.97	0.09	0.45
Vol (lots)	47561	66610	-19049	-28.60
COC	33.00	36.90	-3.90	-10.6
PCR-OI	0.84	0.96	-0.12	-12.3

Nifty Futures Price v/s OI



Institutional Activity in previous trading session

(in Rs cr.)	Buy	Sell	Net
Index Futures	1615.78	2413.42	-797.64
Index Options	655768.48	654271.21	1497.27
Stock Futures	18830.65	20345.87	-1515.22
Stock Options	27668.61	27634.46	34.15
FII Cash	12,804.14	16,353.06	-3,548.92
DII Cash	16,673.37	11,433.60	5,239.77

Net FII Activity (in Rs cr.)

Date	Idx Fut	Stk Fut	Idx Opt	Cash
22-Jul	-797.6	-1515.2	1497.3	-3549
21-Jul	570.3	-281.7	-9480.1	-1681
18-Jul	-2395.4	-1177.5	-3529.8	375
17-Jul	-1989.2	-1488.5	13985.3	-3694
16-Jul	-691.0	-3614.9	121.0	-1858
15-Jul	-153.3	117.8	4337.4	120

Technical Pivot (Intraday):

	S2	S1	PIVOT	R1	R2
NIFTY	24990	25045	25120	25175	25250
BANKNIFTY	56460	56635	56920	57095	57385

(Price is in Rs; OI is in million units; Price chg and OI chg are in percentage) **NB RESEARCH**

Fresh Longs seen in:

Scrip	Price	Price chg	OI	OI Chg
ETERNAL	300.8	10.8	186.0	13.3
SHREECEM	32445.0	2.6	0.3	9.1
DELHIVERY	434.9	0.5	12.9	8.2

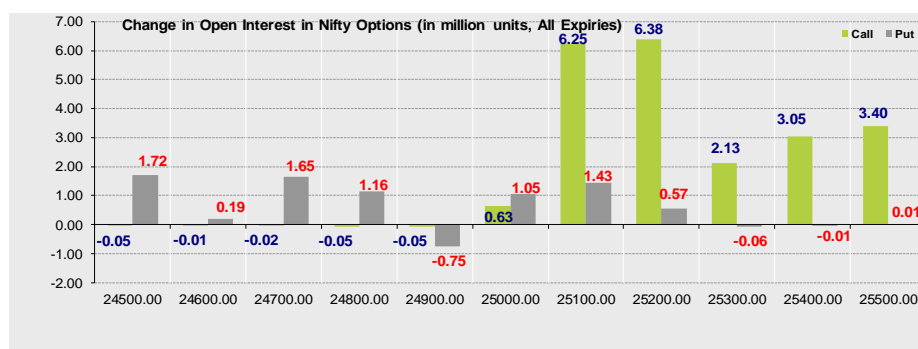
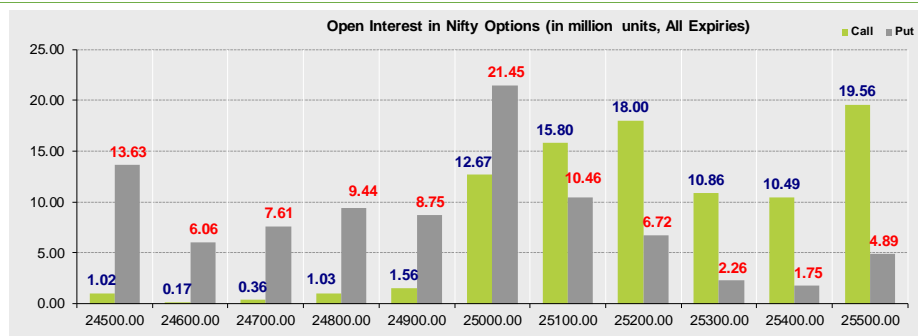
Short Covering seen in:

Scrip	Price	Price chg	OI	OI Chg
HAVELLS	1581.2	3.1	9.1	-13.7
KFINTECH	1283.1	0.5	1.1	-7.3
PAYTM	1055.2	3.5	25.7	-6.0

Summary

- Indian markets closed on a flat note where selling was mainly seen in Automobiles, Pharmaceuticals & Oil & Gas Sectors. Nifty Jul Futures closed at 25093.90 (down 33.70 points) at a premium of 33.00 pts to spot.
- FII's were net sellers in Cash to the tune of 3548.92 Cr and were net sellers in index futures to the tune of 797.64 Cr.
- India VIX decreased by 4.01% to close at 10.75 touching an intraday high of 11.23.

Open Interest in Nifty Options:



- The above second chart shows previous trading day's change in Nifty options where Addition in OI were seen in 25400, 25300, 25200, 25100 strike Calls and at 24800, 25000, 25100, 25200 strike Puts indicating market is likely to remain range bound in the near term.
- Highest OI build-up is seen at 25500 strike Calls and 25000 strike Puts, to the tune of 19.56mn and 21.45mn respectively.

Outlook on Nifty:

Index is likely to open on a positive note today and is likely to remain range bound during the day.

NIFTY50 Options OI (CE OI = Resistance) (PE OI = Support)

Symbol	Highest CE OI	Highest PE OI	CMP
ADANIENT	2600	2700	2595
ADANIPTS	1500	1400	1426
APOLLOHOSP	8000	7000	7258
ASIANPAINT	2500	2300	2366
AXISBANK	1200	1100	1102
BAJAJ-AUTO	9000	8000	8301
BAJFINANCE	1000	900	956
BAJAJFINSV	2100	2000	2043
BEL	420	400	404
BHARTIARTL	2000	1900	1908
CIPLA	1600	1340	1466
COALINDIA	400	400	390
DRREDDY	1300	1100	1241
EICHERMOT	5800	5800	5456
ETERNAL	300	300	301
GRASIM	2800	2600	2730
HCLTECH	1600	1600	1525
HDFCBANK	2020	2000	2004
HDFCLIFE	820	740	764
HEROMOTOCO	4500	4300	4263
HINDALCO	700	670	690
HINDUNILVR	2560	2400	2481
ICICIBANK	1470	1400	1474
ITC	420	420	417
INDUSINDBK	900	800	845

NIFTY50 Options OI (CE OI = Resistance) (PE OI = Support)

Symbol	Highest CE OI	Highest PE OI	CMP
INFY	1600	1600	1577
JSWSTEEL	1180	1000	1033
JIOFIN	330	300	311
KOTAKBANK	2200	2100	2162
LT	3700	3500	3475
M&M	3300	3200	3262
MARUTI	12800	12500	12514
NTPC	345	345	341
NESTLEIND	2500	2400	2446
ONGC	250	245	246
POWERGRID	300	300	298
RELIANCE	1500	1400	1417
SBILIFE	1860	1800	1812
SHRIRAMFIN	700	650	642
SBIN	820	820	816
SUNPHARMA	1720	1600	1680
TCS	3500	3200	3167
TATACONSUM	1230	980	1085
TATAMOTORS	700	680	675
TATASTEEL	170	160	164
TECHM	1600	1500	1548
TITAN	3500	3400	3474
TRENT	6000	5500	5373
ULTRACEMCO	13000	12000	12400
WIPRO	270	250	255

OI against MWPL				
Symbol	MWPL	Open Interest	Limit for next day	% OI
IEX	177849950	202252500	Ban	114%
RBLBANK	121575211	113223675	Ban	93%
ABFRL	121580965	110658600	4843316	91%
BANDHANBNK	193371109	166744800	Ban	86%
AARTIIND	41876170	35618650	4163711	85%
TITAGARH	16037381	13177600	2057911	82%
MCX	10180563	8129875	1541659	80%
PATANJALI	22129978	17460600	3562879	79%
LTF	168467595	132012732	28031483	78%
GLENMARK	30111043	23221500	5383990	77%
ANGELONE	11638502	8938750	2117826	77%
HINDCOPPER	65482129	49464900	12743122	76%
NMDC	689383367	514377000	140537198	75%
LAURUSLABS	78058155	57468500	16686747	74%
LICHSGFIN	60244101	43808000	13423895	73%
HFCL	189248684	137443050	42343199	73%
SAIL	289148547	201667600	73023519	70%
HUDCO	100095000	68861625	26228625	69%
CANBK	672420574	461018250	177781295	69%
BSE	63536556	43497000	16862728	68%
PNB	687763516	470584000	182791340	68%
CDSL	35530000	24263475	9490025	68%
GRANULES	29668038	20233650	7950986	68%
BSOFT	32988281	22275500	9063366	68%
BDL	18382289	12083500	5379674	66%
MAZDOCK	12239606	7911400	3716225	65%
NATIONALUM	178967755	115496250	54523117	65%
IREDA	158681547	102351150	48396319	65%
BIOCON	121306033	77152500	38088231	64%
TATATECH	36328758	22876800	11635520	63%
TATACHEM	31601465	19224400	10796991	61%
CHAMBLFERT	31728204	19131100	11010693	60%
INDUSINDBK	125014099	74508000	44255394	60%

[illegible]

Derivative Recommendations:

Stock Name	Call (Buy/Sell)	Entry price	Targets	Stop Loss	Duration	Status
ULTRACEMCO (Bull Call spread)	Strategy	260	640	200	Positional	Open

FROM THE EQUITY DERIVATIVE DESK:

NIRAV HARISH CHHEDA
AVP - DERIVATIVES AND TECHNICAL RESEARCH
E-Mail: nirav.chheda@nirmalbang.com
Tel no: 6273-8199/8000

AMIT BHUPTANI
SNR.DERIVATIVES AND TECHNICAL RESEARCH ANALYST
E-Mail: amit.bhuptani@nirmalbang.com
Tel no: 6273-8242/8000

DISCLOSURES

Research Reports that are published by Nirmal Bang Securities Private Limited (hereinafter referred to as "NBSPL") are for private circulation only. NBSPL is a registered Research Analyst under SEBI (Research Analyst) Regulations, 2014 having Registration no. INH000001766. NBSPL is also a registered Stock Broker with National Stock Exchange of India Limited, BSE Limited, Metropolitan Stock Exchange of India Limited, Multi Commodity Exchange of India Limited, National Commodity and Derivative Exchange Limited and Indian Commodity Exchange Limited in cash and Equity and Commodities derivatives segments.

NBSPL has other business divisions with independent research teams separated by Chinese walls, and therefore may, at times, have different or contrary views on stocks and markets.

NBSPL or its associates have not been debarred / suspended by SEBI or any other regulatory authority for accessing / dealing in securities Market. NBSPL, its associates or analyst or his relatives do not hold any financial interest (Except Investment) in the subject company. NBSPL or its associates or Analyst do not have any conflict or material conflict of interest at the time of publication of the research report with the subject company. NBSPL or its associates or Analyst or his relatives may or may not hold beneficial ownership of 1% or more in the subject company at the end of the month immediately preceding the date of publication of this research report.

NBSPL or its associates / analyst has not received any compensation / managed or co-managed public offering of securities of the company covered by Analyst during the past twelve months. NBSPL or its associates have not received any compensation or other benefits from the company covered by Analyst or third party in connection with the research report. Analyst has not served as an officer, director or employee of Subject Company. NBSPL / analyst has not been engaged in market making activity of the subject company.

Analyst Certification: The research analysts and authors of these reports, hereby certify that the views expressed in this research report accurately reflects my/our personal views about the subject securities, issuers, products, sectors or industries. It is also certified that no part of the compensation of the analyst(s) was, is, or will be directly or indirectly related to the inclusion of specific recommendations or views in this research. The analyst(s) principally responsible for the preparation of this research report and has taken reasonable care to achieve and maintain independence and objectivity in making any recommendations.

DISCLAIMER

This report is for the personal information of the authorized recipient and does not construe to be any investment, legal or taxation advice to you. NBSPL is not soliciting any action based upon it. Nothing in this research shall be construed as a solicitation to buy or sell any security or product, or to engage in or refrain from engaging in any such transaction. In preparing this research, we did not take into account the investment objectives, financial situation and particular needs of the reader.

This research has been prepared for the general use of the clients of NBSPL and must not be copied, either in whole or in part, or distributed or redistributed to any other person in any form. If you are not the intended recipient you must not use or disclose the information in this research in any way. Though disseminated to all the customers simultaneously, not all customers may receive this report at the same time. NBSPL will not treat recipients as customers by virtue of their receiving this report. This report is not directed or intended for distribution to or use by any person or entity resident in a state, country or any jurisdiction, where such distribution, publication, availability or use would be contrary to law, regulation or which would subject NBSPL & its group companies to registration or licensing requirements within such jurisdictions.

The report is based on the information obtained from sources believed to be reliable, but we do not make any representation or warranty that it is accurate, complete or up-to-date and it should not be relied upon as such. We accept no obligation to correct or update the information or opinions in it. NBSPL or any of its affiliates or employees shall not be in any way responsible for any loss or damage that may arise to any person from any inadvertent error in the information contained in this report. NBSPL or any of its affiliates or employees do not provide, at any time, any express or implied warranty of any kind, regarding any matter pertaining to this report, including without limitation the implied warranties of merchantability, fitness for a particular purpose, and non-infringement. The recipients of this report should rely on their own investigations.

This information is subject to change without any prior notice. NBSPL reserves its absolute discretion and right to make or refrain from making modifications and alterations to this statement from time to time. Nevertheless, NBSPL is committed to providing independent and transparent recommendations to its clients, and would be happy to provide information in response to specific client queries.

Before making an investment decision on the basis of this research, the reader needs to consider, with or without the assistance of an adviser, whether the advice is appropriate in light of their particular investment needs, objectives and financial circumstances. There are risks involved in securities trading. The price of securities can and does fluctuate, and an individual security may even become valueless. International investors are reminded of the additional risks inherent in international investments, such as currency fluctuations and international stock market or economic conditions, which may adversely affect the value of the investment. Opinions expressed are subject to change without any notice. Neither the company nor the director or the employees of NBSPL accept any liability whatsoever for any direct, indirect, consequential or other loss arising from any use of this research and/or further communication in relation to this research. Here it may be noted that neither NBSPL, nor its directors, employees, agents or representatives shall be liable for any damages whether direct or indirect, incidental, special or consequential including lost revenue or lost profit that may arise from or in connection with the use of the information contained in this report.

Copyright of this document vests exclusively with NBSPL. Our reports are also available on our website www.nirmalbang.com